













## Cameras

### Functions and specifications

	Infinity X32	Invenio 5SIII	Invenio 10SIII	Invenio 2EIII	Invenio 6EIII	Invenio 6MEIII	Invenio 10EIII	Invenio 12EIII	Invenio 20EIII	H4KWSD08DPX	HDMI16MDPX	COOL07DPXC	COOL07DPXM
Senor size	1/ 1.8"	1/ 2.5"	1/ 2.2"	1/ 1.9"	1/ 1.8"	1/1.8"	2/3"	1/1.7"	1"	1/1.8"	1/2.8"	1.1"	1.1"
Exposure time range, live (ms)	0.01-60000	0.05-2000	0.38-2000	0.001-10000	0.244-10000	0.244 - 10000	0.1 - 15000	0.1 - 15000	0.1 - 15000	0.1-2000	0.2-10000	0.1ms - 3600s	0.1ms - 3600s
Exposure time range, snapshot (ms)	0.01-30000	⊘	⊘	1-30000	1-30000	1-30000	1-30000	1-30000	1-30000	⊘	⊘	⊘	⊘
Sensitivity (1-5*, 5* is best)	★★★★★	★★	★★	★★★★	★★★	★★★	★★★	★★★	★★★	★★★	★★★	★★★★★	★★★★★
Frame rate at max resolution	13	14	7	30	15	15	15	20	15	60	30	12	50
Max framerate in subsampling mode	30	48	47	50	25	25	35	20	60	60	30	30	60
Max resolution	6400 x 4800	2560 x 1922	3560 x 2748	1920 x 1200	3264 x 1840	3264 x 1840	3840 x 2560	4000 x 3000	5440 x 3648	3840 x 2160	1920 x 1080	3200 x 2200	3201 x 2200
Individual test certificate	✓	✓	✓	✓	✓	✓	✓	✓	✓	⊘	⊘	⊘	⊘
Sealed dust proof sensorchamber	✓	✓	✓	✓	✓	✓	✓	✓	✓	✓	✓	✓	✓
HQ IR-filter	✓	✓	✓	✓	✓	⊘	✓	✓	✓	✓	✓	✓	✓
DeltaPix "DeltaVU" pixel shifting technology	✓	⊘	⊘	⊘	⊘	⊘	⊘	⊘	⊘	⊘	⊘	⊘	⊘
Binning	✓	⊘	⊘	✓	✓	✓	✓	✓	✓	⊘	⊘	✓	✓
Gain	1-8	1-3	1-3	1-50	1-16	1-16	1-50	1-50	1-50	-		1-50	1-50
<b>Recommended applications</b>													
Brightfield / Darkfield	★★★★★	★★★★	★★★★	★★★★	★★★★★	★★★★★	★★★★★	★★★★★	★★★★★	★★★★★	★★★★	★★★★★	★★★★★
DIC	★★★★★	★★★	★★★	★★★★	★★★★	★★★★	★★★★★	★★★★★	★★★★★	★★★★★	★★★★★	★★★★★	★★★★★
Live cell imaging	★★★★	★★★	★★★	★★★★	★★★★	★★★★	★★★★	★★★★	★★★★	★★★★	★★★★	★★★★	★★★★
Histology/Pathology/ Cytology	★★★★★	★★★	★★★	★★★★★	★★★★★		★★★★★	★★★★★	★★★★★	★★★★★	★★★★★	★★★★★	
Semiconductor inspection	★★★★	★★★★	★★★★	★★★★★	★★★★★	★★★	★★★★★	★★★★★	★★★★★	★★★★★	★★★★★	★★★★★	★★★★★
Metrology	★★★★★	★★★★	★★★★	★★★	★★★★★	★★★★★	★★★★★	★★★★★	★★★★★	★★★★★	★★★★★	★★★★★	★★★★★
Documentation and Archiving	★★★★★	★★★★	★★★★	★★★	★★★★★	★★★★★	★★★★★	★★★★★	★★★★★	★★★★★	★★★★★	★★★★★	★★★★★
Moderate light fluorescence	★★★★★	★★	★★	★★★★★	★★★★	★★★★★	★★★★	★★★★	★★★★	★★★	★★★★	★★★★★	★★★★★
Low light fluorescence	★★★★★	★	★	★★★★	★★★	★★★★	★★★	★★★	★★★	★★★	★★★★	★★★★★	★★★★★
Macro Imaging	★★★★★	★★★	★★★	★★★	★★★★★	★★★★★	★★★★★	★★★★★	★★★★★	★★★★★	★★★★	★★★★★	★★★★★
GFP, FISH, NIR	★★★	★★	★★	★★	★★★	★★★	★★★	★★★	★★★	★★★	★★★	★★★	★★★
Luminescence	★★★★	★	★	★★	★★★★	★★★★	★★★★	★★★★	★★★★	★★★★	★★★★	★★★★	★★★★
HD Video record	★★★	★★★	★★★	★★★★	★★★★	★★★★	★★★★	★★★★	★★★★	★★★★★	★★★★	★★★★	★★★★

COOL09DPX	COOL20DPX
1"	1"
0.1ms - 3600s	0.1ms - 3600s
	
★★★★	★★★
40	5
60	15
3000 x 3000	5440 x 3648
	
	
	
	
	
1-50	1-50
★★★★★	★★★★★
★★★★★	★★★★★
★★★★★	★★★★
★★★★★	★★★★★
★★★★★	★★★★
★★★★★	★★★★★
★★★★★	★★★★★
★★★★★	★★★★★
★★★★★	★★★★★
★★★★★	★★★★★
★★★★★	★★★★★
★★★★★	★★★★★
★★★	★★★
★★★★	★★★★
★★★★★	★★★